



Easy display instructions




Open carton top, without damaging carton.



Lift out display, remove the white corrugate covering the product and set it aside it is part of your display, it will fold to become your display insert



Remove all product from display



Easy fold 3 tier insert: back view



Easy fold 3 tier insert: front view



Place insert back into empty display



Refill display with product, 3 teers, 12 pieces per teer for a total of 36 packages



Once the display is full, slide in header card on back wall of display.



display header card slides into back of finished display



finished product

NOTE: You have received 72 pieces of product in your order, The display will hold 32, place the remaining product back in it's original carton for restocking the display. any questions please call us Toll FREE 1-866-525-5125 Thank You